

# PowerCharger & ChargeMaster battery



	<b>PowerCharger</b> 12/20-3	<b>PowerCharger</b> 12/40-3	<b>ChargeMaster</b> 12/25-3	<b>ChargeMaster</b> 12/35-3
Article no.	44210200	44210400	44010250	44010350






## GENERAL SPECIFICATIONS

Nominal output voltage	12 V	12 V	12 V	12 V
Total charge current	20 A at 14.25 V	40 A at 14.4 V	25 A at 13.25 V	35 A at 14.4 V
Number of battery outlets	3	3	3	3
Charge current second output	20 A	40 A	25 A	35 A
Charge current third output	20 A	40 A	25 A	35 A
Recommended battery capacity	50-250 Ah	100-450 Ah	50-250 Ah	70-350 Ah
Nominal input voltage	120/230 V – 50/60 Hz		120/230 V (90-265 V) – 50/60 Hz	
AC connection	6.5 ft / 2 mtr AC cable	connector strips	6.5 ft / 2 mtr AC cable	connector strips
Supplies your system without battery	yes			
Display/read-out	LED display			
Dimensions, hxxwxd	234x132x60 mm 9,2x5,2x2,4 inch	291x210x131 mm 11,5x8,3x5,2 inch	234x132x60 mm 9,2x5,2x2,4 inch	291x210x131 mm 11,5x8,3x5,2 inch
Weight	1,8 kg / 4 lbs	4 kg / 9 lbs	1,8 kg / 4 lbs	4 kg / 9 lbs
Fastening	screw	***	screw	with the supplied
Approvals	UL including marine supplement FCC Class B, CE, E-mark,			

## TECHNICAL SPECIFICATIONS

Charge characteristic*	IUoUo, automatic / 3-stage <sup>⊕</sup> for gel/AGM/lead acid/Lithium Ion			
Charge voltage Bulk (25 °C)**	14.4 V (8 hours)	14.4 V (8 hours)	14.4 V (8 hours)	14.4 V (8 hours)
Charge voltage Absorption (25 °C)**	14.25 V (4 hours)	14.25 V (4 hours)	14.25 V (4 hours)	14.25 V (4 hours)
Charge voltage Float - wet (25 °C)**	13.25 V	13.25 V	13.25 V	13.25 V
Charge voltage Float - gel/AGM (25 °C)**	13.8 V	13.8 V	13.8 V	13.8 V
Temperature compensation	-22 mV/°F	-22 mV/°F	-22 mV/°F	-22 mV/°F
Voltage compensation	automatic			
DC consumption	< 2 mA	< 5 mA	< 2 mA	< 5 mA
Full load consumption (230 V AC)	420 W	700 W	450 W	575 W
Current Control function	no	no	yes, through MasterBus	yes, through MasterBus
Cos phi	> 0.98	> 0.98	≥ 0.98	≥ 0.98
Temperature range (ambient temp.)	-13 °F to 149 °F		-13 °F to 140 °F, > 77 °F derating	-13 °F to 140 °F, > 104 °F derating
Cooling	natural cooling	maintenance vario fan to ensure optimized cooling		
Sound level	< 52 dbA at 1 mtr		< 52 dbA at 1 mtr	
Protection degree	IP23	IP23	IP23	IP23
Protections	over temperature, over load, short circuit, high battery, low battery			
MasterBus compatible	no	no	yes	yes
CSI/DC alarm	yes, using a Multipurpose Contact Output (art. no. 77030500)			

## OPTIONS

MasterView Read-out (art. no. 77010050)		Remote panel for reading the charge status of your battery charger, including error notifications. For use with PowerChargers and ChargeMasters.
MasterView Easy (art. no. 77010305)		Touch screen panel for reading charge status, current fold-back and/or Power Sharing setting. For use with ChargeMasters.
MasterShunt (art. no. 77020100)		MasterBus integrated battery monitor, with detailed information on the status of your batteries for a optimised charging process,
MasterBus USB Interface (art. no. 77030100)		Communication port between MasterBus and the USB port of your PC; makes possible reading and configuration of your (free to download).
Multipurpose Contact Output (art. no. 77030500)		MasterBus controllable potential-free contact, with alarm notification on the onboard system (low voltage or no AC),

\* Charge algorithm can be changed to your requirements.

\*\* The maximum charge current may sometimes be specified at 68 °F, take temperature compensation into account.

\*\*\* With the supplied mounting bracket or 4x screw for wall mounting or 4x screw for floor installation.

# chargers - 12 V



**ChargeMaster**  
**12/50-3**  
44010500



**ChargeMaster**  
**12/70-3**  
44010700



**ChargeMaster**  
**12/100-3**  
44011000

12 V	12 V	12 V
50 A at 14.4 V	70 A at 14.4 V	100 A at 14.4 V
3	3	3
50 A	10 A	10 A
50 A	10 A	10 A
100-500 Ah	140-700 Ah	200-1000 Ah
120/230 V (90-265 V) – 50/60 Hz		
connector strips	connector strips	connector strips
	yes	
LED display		LCD display
291x210x131 mm		362x277x150 mm
11,5x8,3x5,2 inch		14,3x11x5,9 inch
4 kg / 9 lbs		7 kg / 16 lbs
mounting bracket or 4x screw for wall mounting or 4x screw for floor installation		
ABYC A-31, SAE J1171/ISO8846 ignition protected		

IUoUo, automatic / 3-stage <sup>Ⓢ</sup> for gel/AGM/lead acid/Lithium Ion		
14.4 V (8 hours)	14.4 V (8 hours)	14.4 V (8 hours)
14.25 V (4 hours)	14.25 V (4 hours)	14.25 V (4 hours)
13.25 V	13.25 V	13.25 V
13.8 V	13.8 V	13.8 V
-22 mV/°F	-22 mV/°F	-22 mV/°F
automatic		
< 5 mA	< 5 mA	< 5 mA
825 W	1200 W	1700 W
yes, through MasterBus	yes, through MasterBus	yes, through MasterBus
≥ 0.98	≥ 0.98	≥ 0.98
-13 °F to 140 °F, > 104 °F derating		
maintenance vario fan to ensure optimized cooling		
< 52 dBA at 1 mtr		
IP23	IP23	IP23
over temperature, over load, short circuit, high battery, low battery		
yes	yes	yes
yes, using a Multipurpose Contact Output (art. no. 77030500)		

Remote panel for reading the charge status of your battery charger, including error notifications. For use with PowerChargers and ChargeMasters.

Touch screen panel for reading charge status, current fold-back and/or Power Sharing setting. For use with ChargeMasters.

incl. voltage, current, remaining time and consumption capacity in percentage

MasterBus system on the PC when combined with MasterView System software

replacement of the CSI alarm contact.

